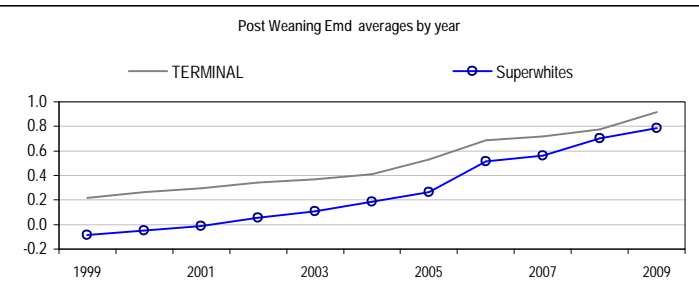
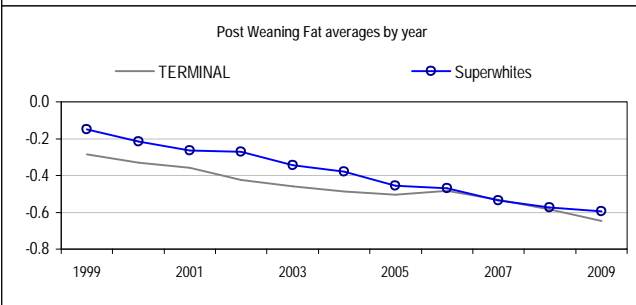
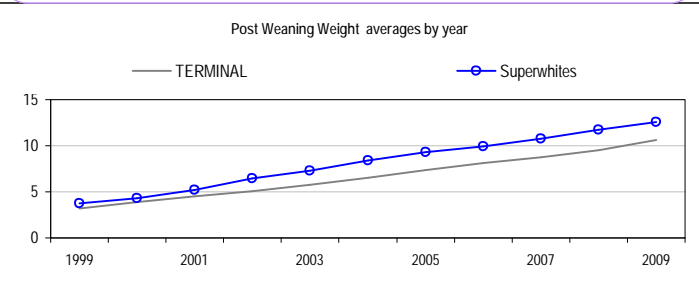
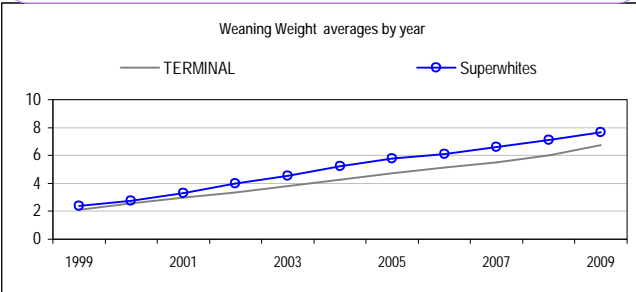
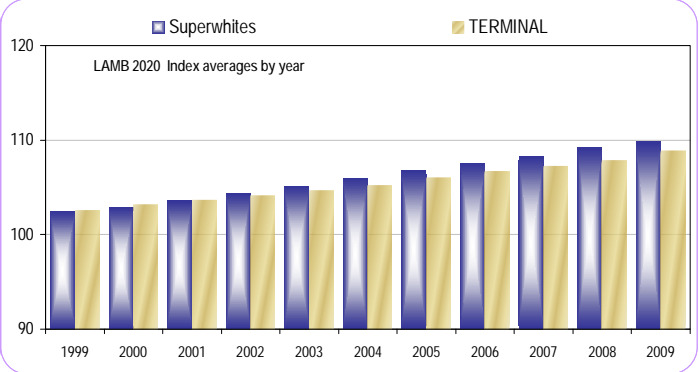
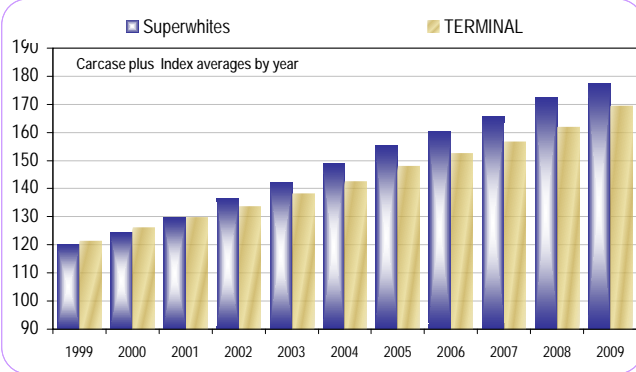


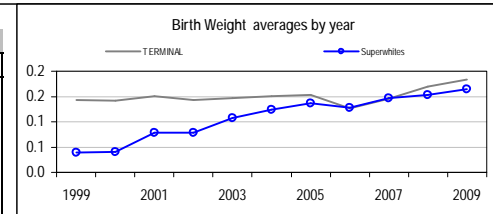
Superwhite Members

Analysis : **TERMINAL**

Dated : 15/01/10



TERMINAL	Bwt	Wwt	Pwwt	Pfat	Pemd	Ywt	Carcase +	Counts
2000	0.14	2.57	3.92	-0.33	0.26	4.59	126.3	82451
2001	0.15	2.99	4.49	-0.36	0.30	5.30	129.8	86169
2002	0.14	3.33	5.05	-0.42	0.35	5.86	133.8	83818
2003	0.15	3.81	5.78	-0.46	0.37	6.65	138.2	87655
2004	0.15	4.26	6.53	-0.49	0.41	7.45	142.7	99571
2005	0.15	4.74	7.37	-0.50	0.53	8.22	148.1	104715
2006	0.13	5.13	8.11	-0.48	0.69	8.87	152.8	111802
2007	0.15	5.52	8.75	-0.53	0.72	9.52	156.9	106149
2008	0.17	6.03	9.51	-0.58	0.77	10.34	161.9	106018
2009	0.18	6.73	10.64	-0.65	0.92	11.45	169.5	59450



Superwhites	Bwt	Wwt	Pwwt	Pfat	Pemd	Ywt	Carcase +	Counts
2000	0.04	2.75	4.33	-0.22	-0.05	5.03	124.4	4502
2001	0.08	3.30	5.24	-0.27	-0.01	6.05	129.9	5072
2002	0.08	3.99	6.44	-0.27	0.06	7.28	136.6	5187
2003	0.11	4.54	7.30	-0.35	0.11	8.19	142.4	5370
2004	0.12	5.25	8.40	-0.38	0.19	9.18	149.0	5993
2005	0.14	5.78	9.33	-0.46	0.26	10.12	155.3	6432
2006	0.13	6.09	9.95	-0.47	0.52	10.75	160.7	6620
2007	0.15	6.61	10.75	-0.54	0.56	11.54	165.9	6517
2008	0.15	7.11	11.71	-0.57	0.70	12.37	172.4	7226
2009	0.16	7.66	12.59	-0.59	0.79	13.26	177.7	6446

LAMBPLAN reports are prepared using data supplied by breeders and/or accredited operators. LAMBPLAN cannot guarantee the accuracy of this data. LAMBPLAN ASBV's are designed to estimate genetic merit of animals from the data supplied. The reports are provided to assist breeders but no liability is accepted for the outcome resulting from the use of this information.



Phone 02 6773 2948
www.lambplan.com